


1 Sentry Maximum Security Lock Down (SMAX200)

	SMAX200 24"	SMAX200 30"
	BASE HEIGHT	10"
TOP COLUMN HEIGHT	8"	8"
BOTTOM OF BOX TO PIPE CUT OUT	5.8"	5.8"
MAX HEIGHT TO BTM OF BASE COLUMN	24"	30"
MINIMUM HEIGHT	17"	23"
MAX TOP COLUMN DROP	8"	8"
SMAX ENCLOSURE LENGTH	23"	23"
SMAX ENCLOSURE WIDTH	13"	13"
SMAX ENCLOSURE HEIGHT	14"	14"
WEIGHT W/ LOCK** (lbs)	75.6	80.6
ANCHOR LENGTH**	16"	10"

**S M A X 2 0 0 - 2 4 "**

FITS 1 1/2" & 2" BACKFLOWS

NUMBER SIGNIFIES MAX HEIGHT FROM BOTTOM OF BASE COLUMN

**Product Specifications:**

**Sentry Maximum Security Lock Down (SMAX200)**

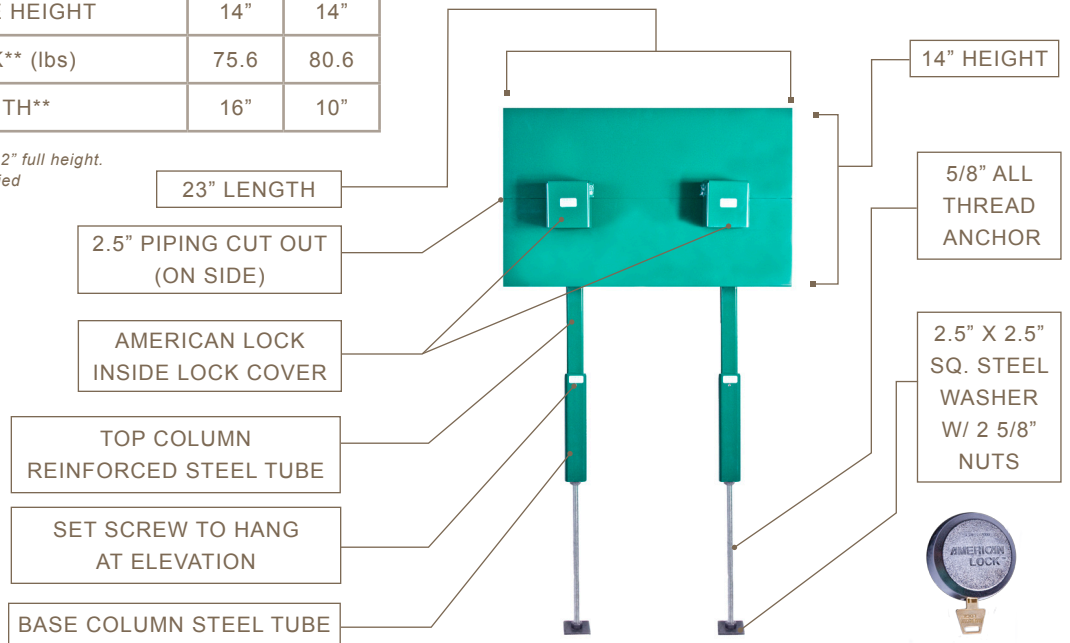
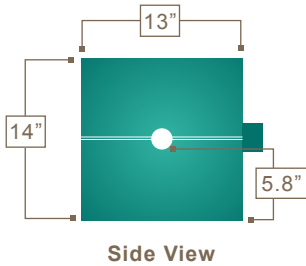
\*Set unit to allow top column to drop 7".

\*Minimum height can be reduced an additional 7" by setting base deeper into foundation.

\*Special base columns available to 42" full height.

\*Product comes assembled to specified height w/ locks included.

\*\*All thread anchor features 2 1/2" X 2 1/2" washer.



American Lock Included

**D & M Manufacturing, Inc.**

710 Third St., Lake Elsinore, CA 92530

Toll Free: 866.308.9911 | Phone: 951.674.1908 | Fax: 951.674.2588 | E-mail: sales@backflowtheft.com