
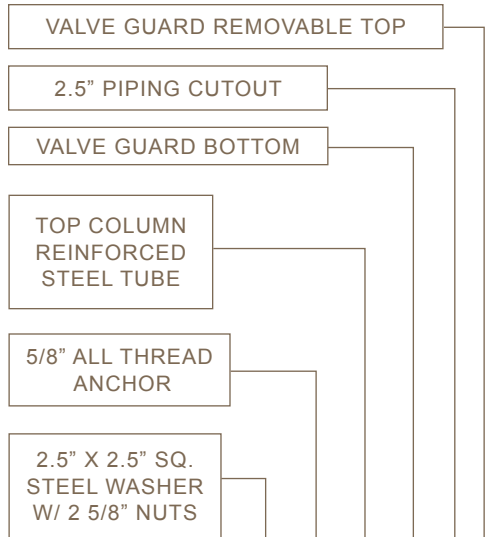


## 1 Sentry Backflow Valve Guard (SV100 & SV200)

	SV100 19"	SV100 25"	SV200 20"	SV200 26"
				
BASE HEIGHT	10"	16"	10"	16"
TOP COLUMN HEIGHT	8"	8"	8"	8"
HEIGHT FROM BOX TO CUT OUT	1"	1"	2"	2"
MAX HEIGHT TO BTM OF BASE COLUMN	19"	25"	20"	26"
MINIMUM HEIGHT	12"	18"	13"	19"
MAX TOP COLUMN DROP	8"	8"	8"	8"
VALVE GUARD WIDTH (W)	4 1/4"	4 1/4"	5"	5"
VALVE GUARD HEIGHT (H)	5 1/4"	5 1/4"	7 1/4"	7 1/4"
WEIGHT W/ LOCK* (lbs)	14.4	16.6	17.4	19.6
PIPING CUT OUT	1.375"	1.375"	2.5"	2.5"
ANCHOR LENGTH**	16"	10"	16"	10"



\*Special base columns available to 42".  
 \*\*Product comes assembled to specified height w/ lock included.

### SV100-19"


FITS 3/4" & 1" VALVES

NUMBER SIGNIFIES MAX HEIGHT FROM BOTTOM OF BASE COLUMN OR CONCRETE SLAB

### SV200-20"

FITS 1 1/2" & 2" VALVES

NUMBER SIGNIFIES MAX HEIGHT FROM BOTTOM OF BASE COLUMN OR CONCRETE SLAB



**Product Specifications:**  
 Sentry Backflow Valve Guard (SV100 & SV200)

\*Set unit to allow top column to drop 7".  
 \*\*Minimum height can be reduced an additional 7" by setting base deeper into foundation.

American Lock Included

